

2023 Summer Quick Report for Aditi Surve ECONS 102

Project Title: **College of Agricultural, Human, and Natural Resource Sciences Course Evaluations 2022-2023**

Course Audience: **61**
Responses Received: **8**
Response Ratio: **13%**

Report Comments

This Quick Report for Instructors gives a summary of student responses in the course above for each question from the college's Course Evaluation in Blue. If a course has multiple sections, each section has a separate Quick Report. Student comments are provided at the end of the report or at the end of each question group on the report.

Instructor Quick Report for ECONS 102.G01-ONLIN

If you have a question about your Instructor Quick Report please contact your college's course evaluation coordinator, **Jeannie Holt**, or email esg.blue@wsu.edu.

Table of Contents

- Overall
- Overall Student Experience
- Student Effort
- Instructor
- Course
- Online, AMS, Other (if applicable to your course)

Rating Scale Definitions

- 5: Always
- 4: Very Often
- 3: Sometimes
- 2: Rarely
- 1: Never
- [NA]

- 5: Strongly Agree
- 4: Mildly Agree
- 3: Neutral
- 2: Mildly Disagree
- 1: Strongly Disagree
- [NA]

Data: This report provides:

- Frequency distributions of student responses to individual questions
- Mean and median values
- Student comments at the end of each question group
- Overall response rate; and response counts for each question
- See [Making Sense of Course Evaluations and Midterm Feedback from Students: A Quick Guide for Instructor](#)

Notes

Does Not Apply/NA:

In questions with a “Does Not Apply” choice, the NA count is shown in the frequency graphs but is NOT included in any statistical analysis (mean/median).

Response thresholds to protect student confidentiality:

If fewer than five (5) students respond to your course evaluation, an Instructor Quick Report is not generated.

Multiple sections:

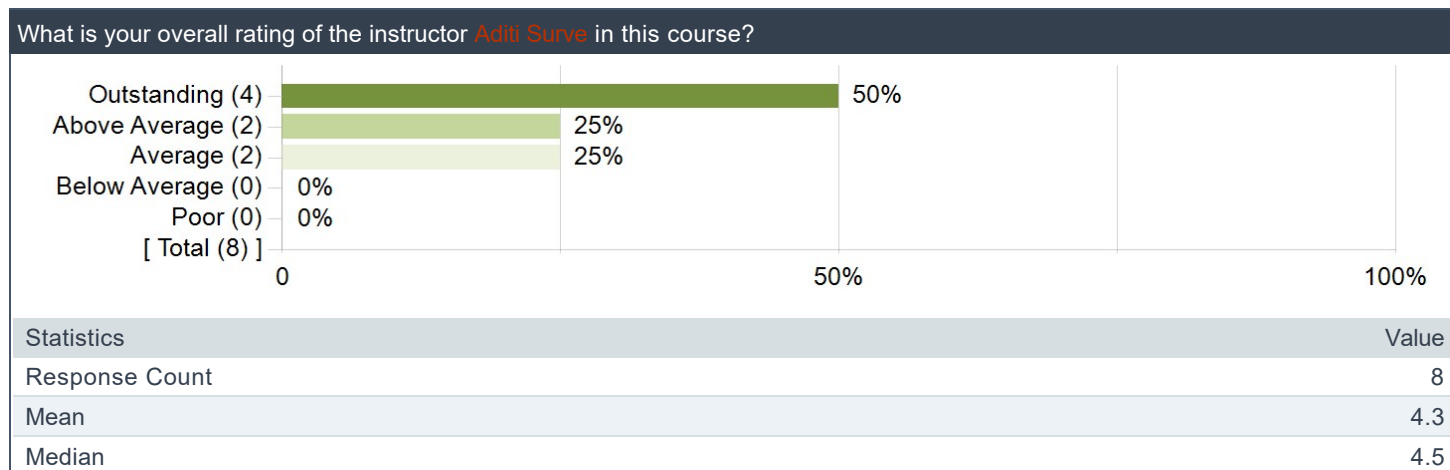
If a course has multiple sections, each section has a separate Instructor Quick Report.

Team-taught courses:

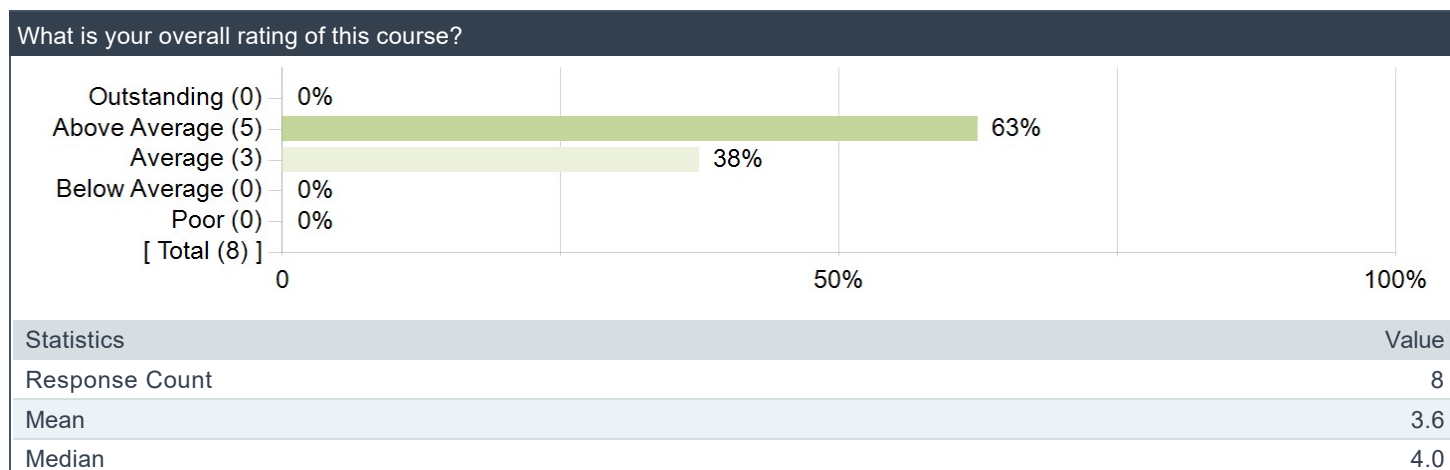
Each instructor receives results only for themselves as instructor and for all other questions about the course or non-instructor-specific topics.

Overall

What is your overall rating of the instructor **Aditi Surve** in this course?

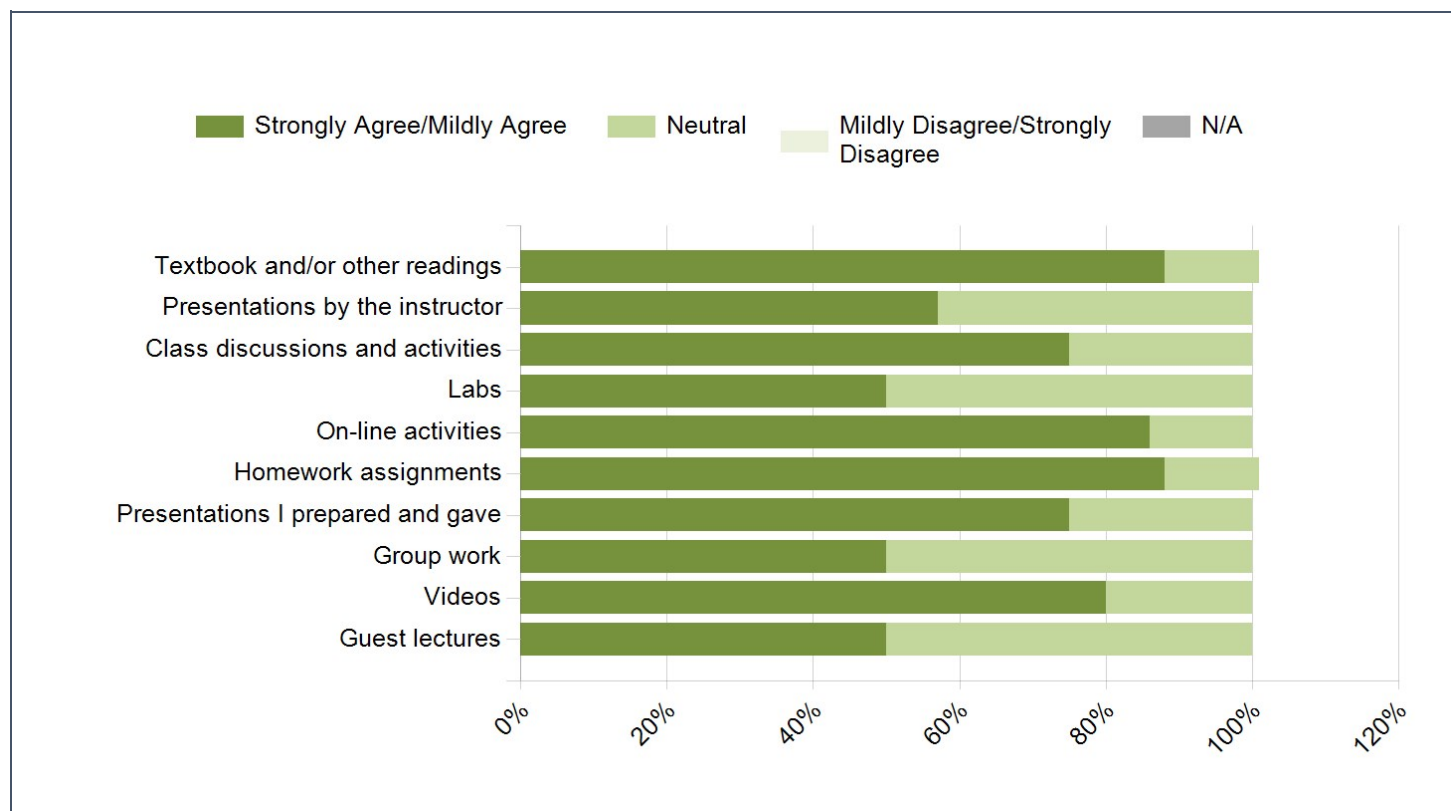


What is your overall rating of this course?



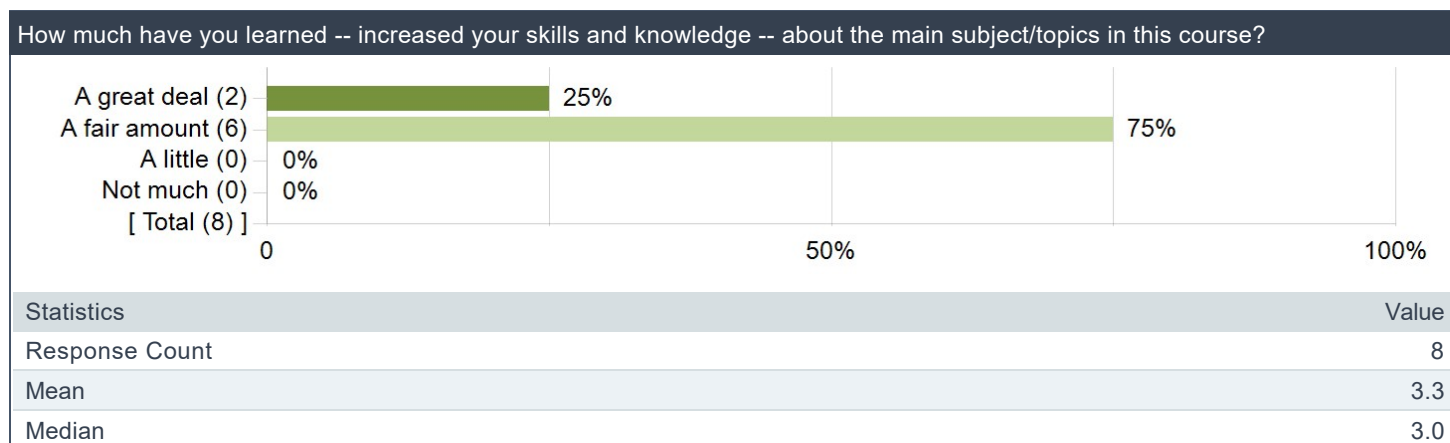
How strongly do you agree or disagree with each statement about this course?

The following elements of this course help me learn:

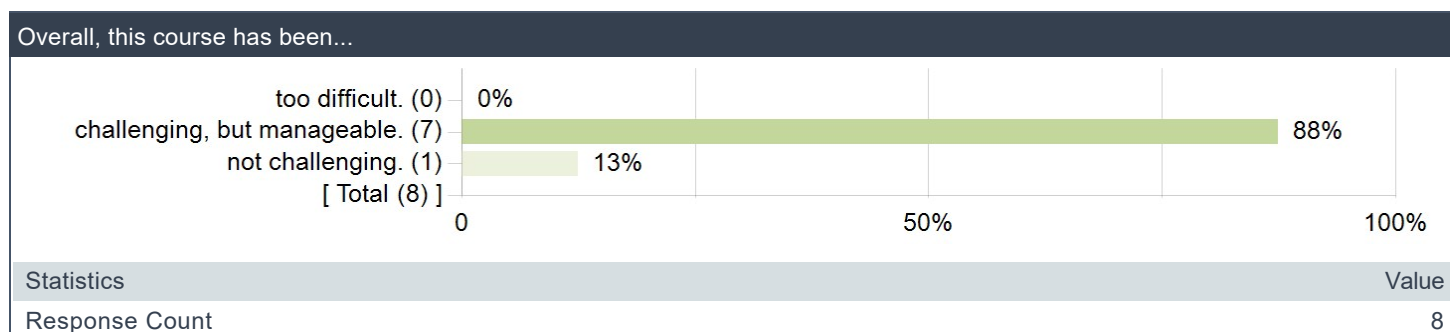


Overall Student Experience

How much have you learned -- increased your skills and knowledge -- about the main subject/topics in this course?



Overall, this course has been...



Please explain your choice above regarding how challenging this course has been.

| Comments |
|---|
| Some of the concepts we learned have been complicated but it isn't too hard to understand when you do some questions related to them. |
| Not challenging, basic math and reading comp. |
| it was difficult but with effort its manageable. |
| It involved a good amount of coursework that wasn't overly difficult. The assignments, essays, and quizzes were easy to manage. |
| I learned things I have never learned before and was able apply these things to other real situations |

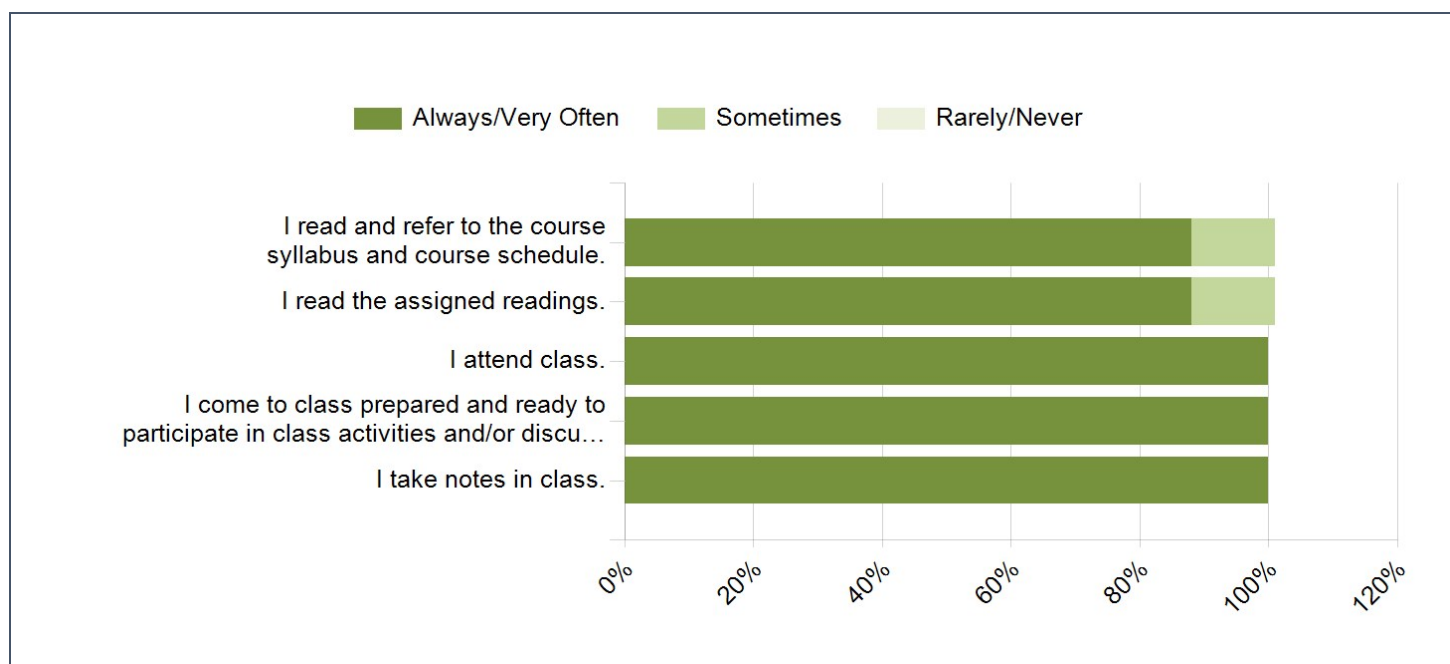
Overall, what suggestions or changes, if any, would you make to improve the content or format of this course regardless of who is teaching it?

| Comments |
|--|
| Focus on more in class examples |
| add videos and more communication |
| Have the instructor and the class be more involved with each other than just emailing back and forth, like group discussions and/ or meetings. |
| None |

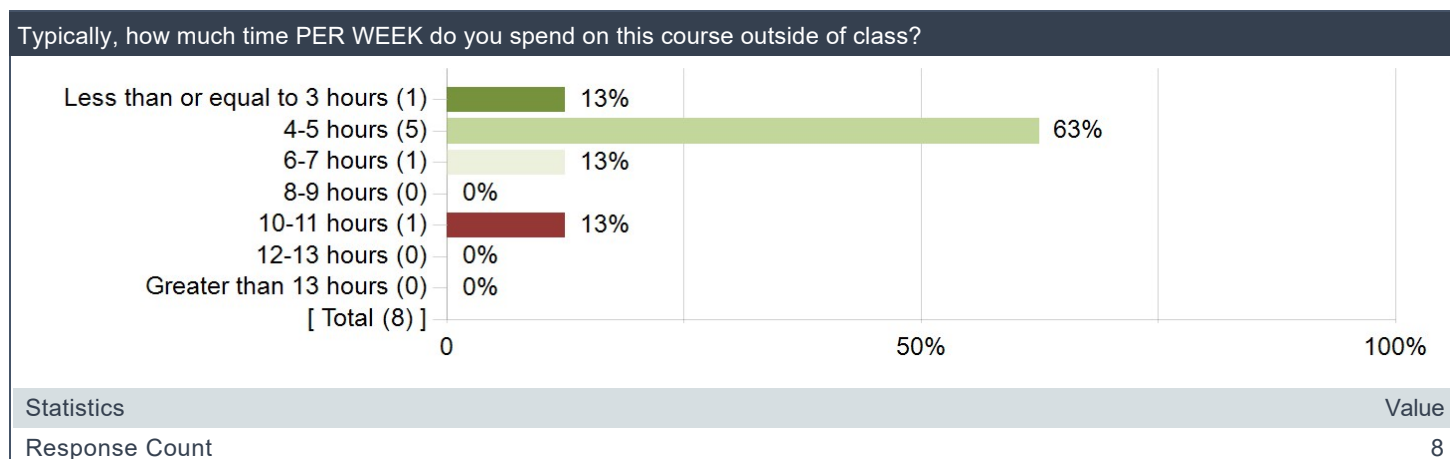
Student Effort and Responsibility

How often do you do the following to learn in this course, **ECONS 102.G01-2692 Fund of Macroeconomics?**

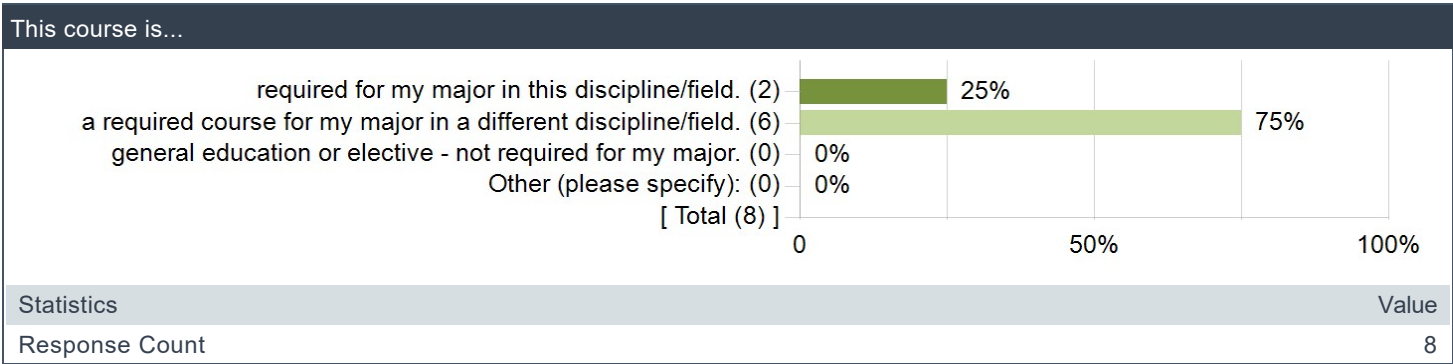
| | Count | Median | Mean | Always/Very Often | % | Sometimes | % | Rarely/Never | % |
|--|-------|--------|------|-------------------|------|-----------|-----|--------------|----|
| I read and refer to the course syllabus and course schedule. | 8 | 5.0 | 4.5 | 7 | 88% | 1 | 13% | 0 | 0% |
| I read the assigned readings. | 8 | 5.0 | 4.6 | 7 | 88% | 1 | 13% | 0 | 0% |
| I attend class. | 8 | 5.0 | 4.8 | 8 | 100% | 0 | 0% | 0 | 0% |
| I come to class prepared and ready to participate in class activities and/or discussion. | 8 | 5.0 | 4.6 | 8 | 100% | 0 | 0% | 0 | 0% |
| I take notes in class. | 8 | 4.0 | 4.4 | 8 | 100% | 0 | 0% | 0 | 0% |



Typically, how much time **PER WEEK** do you spend on this course outside of class?



This course is...



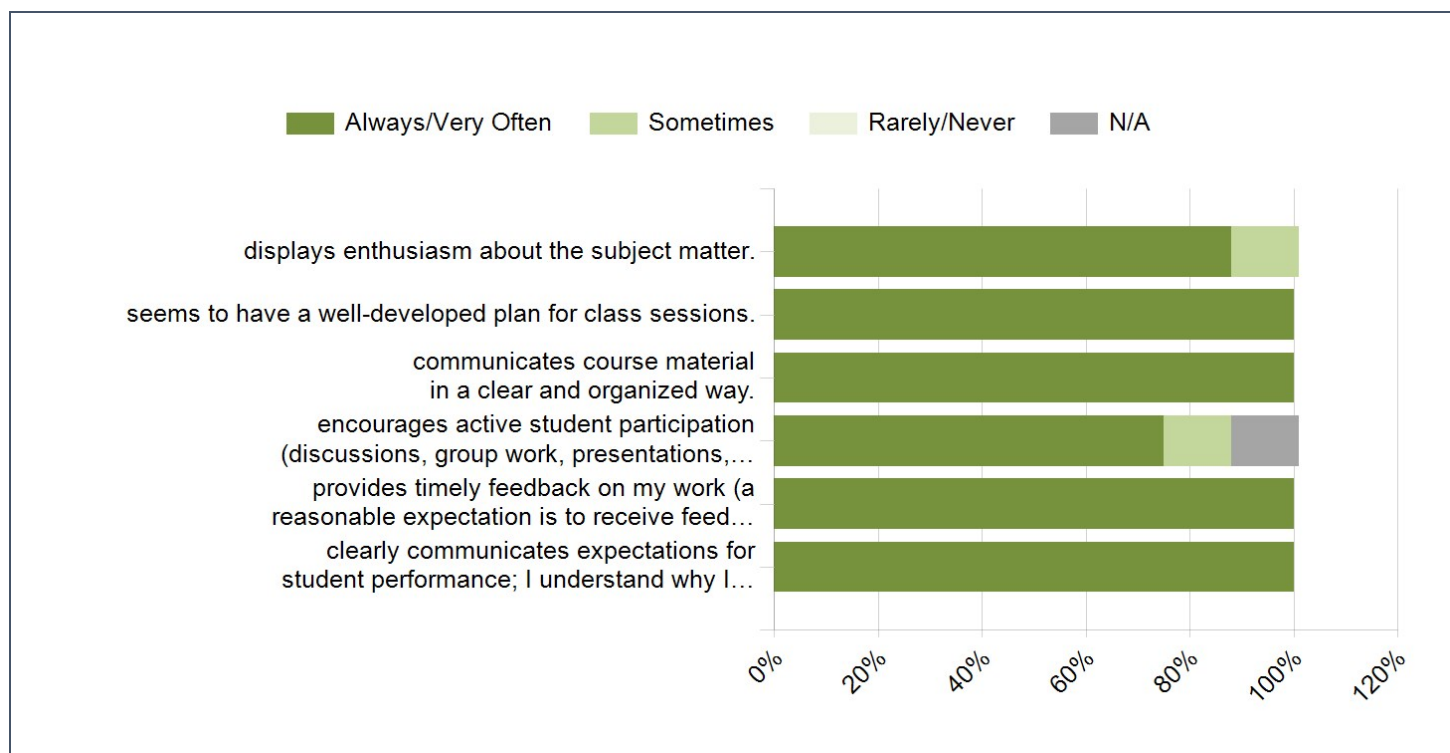
Questions about the Instructor

This section provides two summary views followed by breakdowns by question.

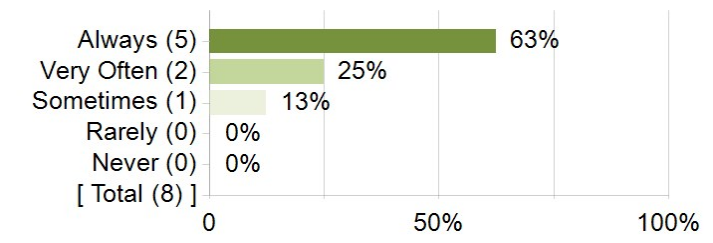
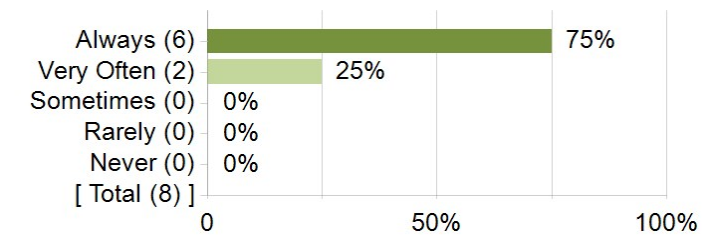
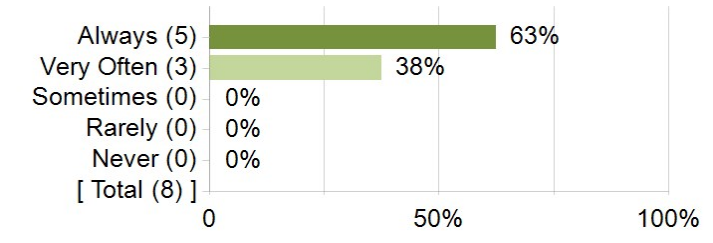
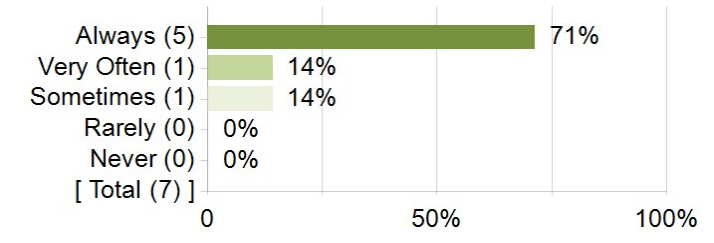
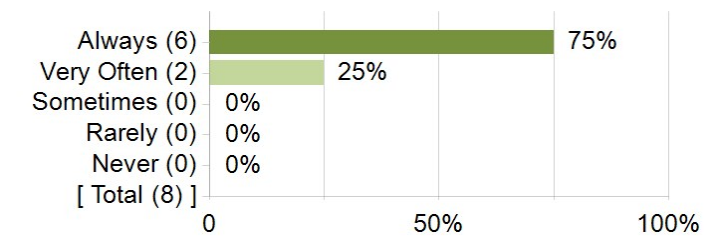
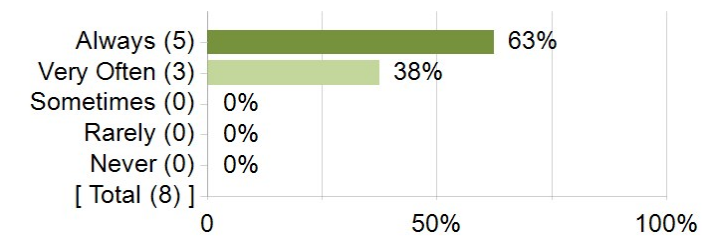
How often does your instructor **Aditi Surve** do the following?

My Instructor...

| | Count | Median | Mean | Always/Very Often | % | Sometimes | % | Rarely/Never | % |
|--|-------|--------|------|-------------------|------|-----------|-----|--------------|----|
| displays enthusiasm about the subject matter. | 8 | 5.0 | 4.5 | 7 | 88% | 1 | 13% | 0 | 0% |
| seems to have a well-developed plan for class sessions. | 8 | 5.0 | 4.8 | 8 | 100% | 0 | 0% | 0 | 0% |
| communicates course material in a clear and organized way. | 8 | 5.0 | 4.6 | 8 | 100% | 0 | 0% | 0 | 0% |
| encourages active student participation (discussions, group work, presentations, questions, etc.). | 7 | 5.0 | 4.6 | 6 | 86% | 1 | 14% | 0 | 0% |
| provides timely feedback on my work (a reasonable expectation is to receive feedback on an assignment within 2 weeks). | 8 | 5.0 | 4.8 | 8 | 100% | 0 | 0% | 0 | 0% |
| clearly communicates expectations for student performance; I understand why I get the grades I get. | 8 | 5.0 | 4.6 | 8 | 100% | 0 | 0% | 0 | 0% |



How often does your instructor **Aditi Surve** do the following?

| <p>1. displays enthusiasm about the subject matter.</p>  <table> <tr> <th>Statistics</th> <th>Value</th> </tr> <tr> <td>Response Count</td> <td>8</td> </tr> <tr> <td>Mean</td> <td>4.5</td> </tr> <tr> <td>Median</td> <td>5.0</td> </tr> </table> | Statistics | Value | Response Count | 8 | Mean | 4.5 | Median | 5.0 | <p>2. seems to have a well-developed plan for class sessions.</p>  <table> <tr> <th>Statistics</th> <th>Value</th> </tr> <tr> <td>Response Count</td> <td>8</td> </tr> <tr> <td>Mean</td> <td>4.8</td> </tr> <tr> <td>Median</td> <td>5.0</td> </tr> </table> | Statistics | Value | Response Count | 8 | Mean | 4.8 | Median | 5.0 |
|--|------------|-------|----------------|---|------|-----|--------|-----|---|------------|-------|----------------|---|------|-----|--------|-----|
| Statistics | Value | | | | | | | | | | | | | | | | |
| Response Count | 8 | | | | | | | | | | | | | | | | |
| Mean | 4.5 | | | | | | | | | | | | | | | | |
| Median | 5.0 | | | | | | | | | | | | | | | | |
| Statistics | Value | | | | | | | | | | | | | | | | |
| Response Count | 8 | | | | | | | | | | | | | | | | |
| Mean | 4.8 | | | | | | | | | | | | | | | | |
| Median | 5.0 | | | | | | | | | | | | | | | | |
| <p>3. communicates course material in a clear and organized way.</p>  <table> <tr> <th>Statistics</th> <th>Value</th> </tr> <tr> <td>Response Count</td> <td>8</td> </tr> <tr> <td>Mean</td> <td>4.6</td> </tr> <tr> <td>Median</td> <td>5.0</td> </tr> </table> | Statistics | Value | Response Count | 8 | Mean | 4.6 | Median | 5.0 | <p>4. encourages active student participation (discussions, group work, presentations, questions, etc.).</p>  <table> <tr> <th>Statistics</th> <th>Value</th> </tr> <tr> <td>Response Count</td> <td>7</td> </tr> <tr> <td>Mean</td> <td>4.6</td> </tr> <tr> <td>Median</td> <td>5.0</td> </tr> </table> | Statistics | Value | Response Count | 7 | Mean | 4.6 | Median | 5.0 |
| Statistics | Value | | | | | | | | | | | | | | | | |
| Response Count | 8 | | | | | | | | | | | | | | | | |
| Mean | 4.6 | | | | | | | | | | | | | | | | |
| Median | 5.0 | | | | | | | | | | | | | | | | |
| Statistics | Value | | | | | | | | | | | | | | | | |
| Response Count | 7 | | | | | | | | | | | | | | | | |
| Mean | 4.6 | | | | | | | | | | | | | | | | |
| Median | 5.0 | | | | | | | | | | | | | | | | |
| <p>5. provides timely feedback on my work (a reasonable expectation is to receive feedback on an assignment within 2 weeks).</p>  <table> <tr> <th>Statistics</th> <th>Value</th> </tr> <tr> <td>Response Count</td> <td>8</td> </tr> <tr> <td>Mean</td> <td>4.8</td> </tr> <tr> <td>Median</td> <td>5.0</td> </tr> </table> | Statistics | Value | Response Count | 8 | Mean | 4.8 | Median | 5.0 | <p>6. clearly communicates expectations for student performance; I understand why I get the grades I get.</p>  <table> <tr> <th>Statistics</th> <th>Value</th> </tr> <tr> <td>Response Count</td> <td>8</td> </tr> <tr> <td>Mean</td> <td>4.6</td> </tr> <tr> <td>Median</td> <td>5.0</td> </tr> </table> | Statistics | Value | Response Count | 8 | Mean | 4.6 | Median | 5.0 |
| Statistics | Value | | | | | | | | | | | | | | | | |
| Response Count | 8 | | | | | | | | | | | | | | | | |
| Mean | 4.8 | | | | | | | | | | | | | | | | |
| Median | 5.0 | | | | | | | | | | | | | | | | |
| Statistics | Value | | | | | | | | | | | | | | | | |
| Response Count | 8 | | | | | | | | | | | | | | | | |
| Mean | 4.6 | | | | | | | | | | | | | | | | |
| Median | 5.0 | | | | | | | | | | | | | | | | |

What are the strengths of Aditi Surve as an instructor?

| Comments |
|---|
| They were very clear in what they expected us to do for assignments and quizzes, and quick to respond to any questions I had. |
| Communicative and shows he knows what he is teaching us about |
| Aditi Surve is very helpful, he will answer any questions in a timely manner. |
| Provides feedback for assignments. |
| Gave helpful and useful feedback to all of my questions. |
| good communicator. |

What are one or two specific things the instructor, Aditi Surve, could do to improve his/her teaching?

| Comments |
|---|
| I think more interactions the class as a whole would be a bit more motivating for classwork. Even having class discussions once in awhile would help it feel more like a class and not solely teaching ourselves. |
| I really wouldn't say anything |
| Encourage students to communicate with each other |
| Nothing! |
| add videos |

Questions about the Course

How strongly do you agree or disagree with each statement about this course?

The following elements of this course help me learn:

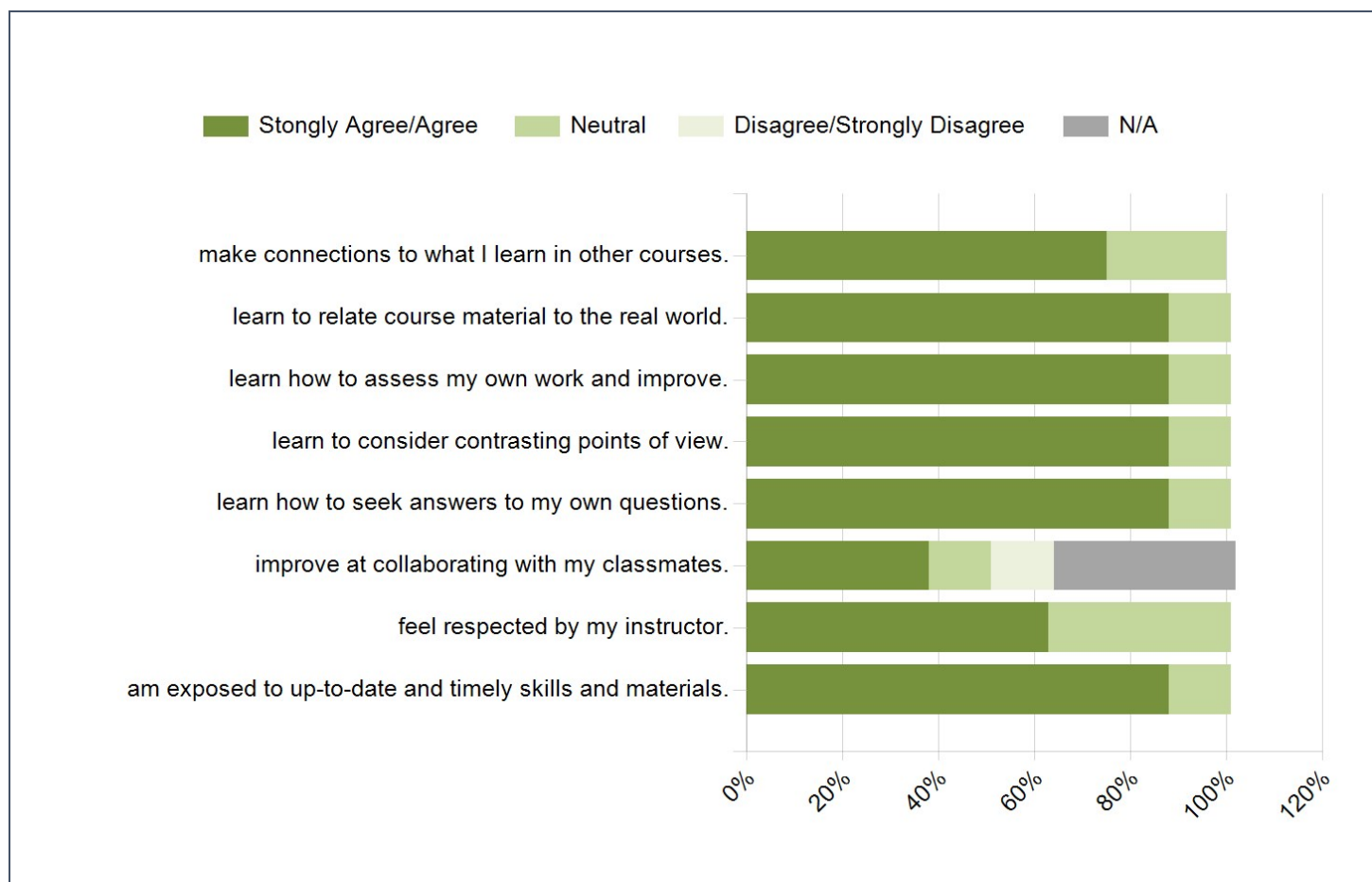
| | Resp | Median | Mean | Strongly Agree/Mildly Agree | % | Neutral | % | Mildly Disagree/Strongly Disagree | % |
|-----------------------------------|------|--------|------|-----------------------------|-----|---------|-----|-----------------------------------|----|
| Textbook and/or other readings | 8 | 4.5 | 4.4 | 7 | 88% | 1 | 13% | 0 | 0% |
| Presentations by the instructor | 7 | 5.0 | 4.1 | 4 | 57% | 3 | 43% | 0 | 0% |
| Class discussions and activities | 4 | 4.5 | 4.3 | 3 | 75% | 1 | 25% | 0 | 0% |
| Labs | 2 | 4.0 | 4.0 | 1 | 50% | 1 | 50% | 0 | 0% |
| On-line activities | 7 | 5.0 | 4.6 | 6 | 86% | 1 | 14% | 0 | 0% |
| Homework assignments | 8 | 5.0 | 4.8 | 7 | 88% | 1 | 13% | 0 | 0% |
| Presentations I prepared and gave | 4 | 4.5 | 4.3 | 3 | 75% | 1 | 25% | 0 | 0% |
| Group work | 2 | 4.0 | 4.0 | 1 | 50% | 1 | 50% | 0 | 0% |
| Videos | 5 | 4.0 | 4.2 | 4 | 80% | 1 | 20% | 0 | 0% |
| Guest lectures | 2 | 3.5 | 3.5 | 1 | 50% | 1 | 50% | 0 | 0% |

Please provide comments about what elements of the course did or did not help you learn:

| Comments |
|---|
| Things that helped me learn in this course were the homework assignments. |
| The included powerpoints for the readings, it was better to just read the textbook, the slides were pointless. |
| announcements |
| I feel it would have helped if there was more involvement with the class and the instructor with the course material. |
| The writing assignments helped me apply my learning into real world issues |

How strongly do you agree or disagree with each statement about this course?

In this course, I ...



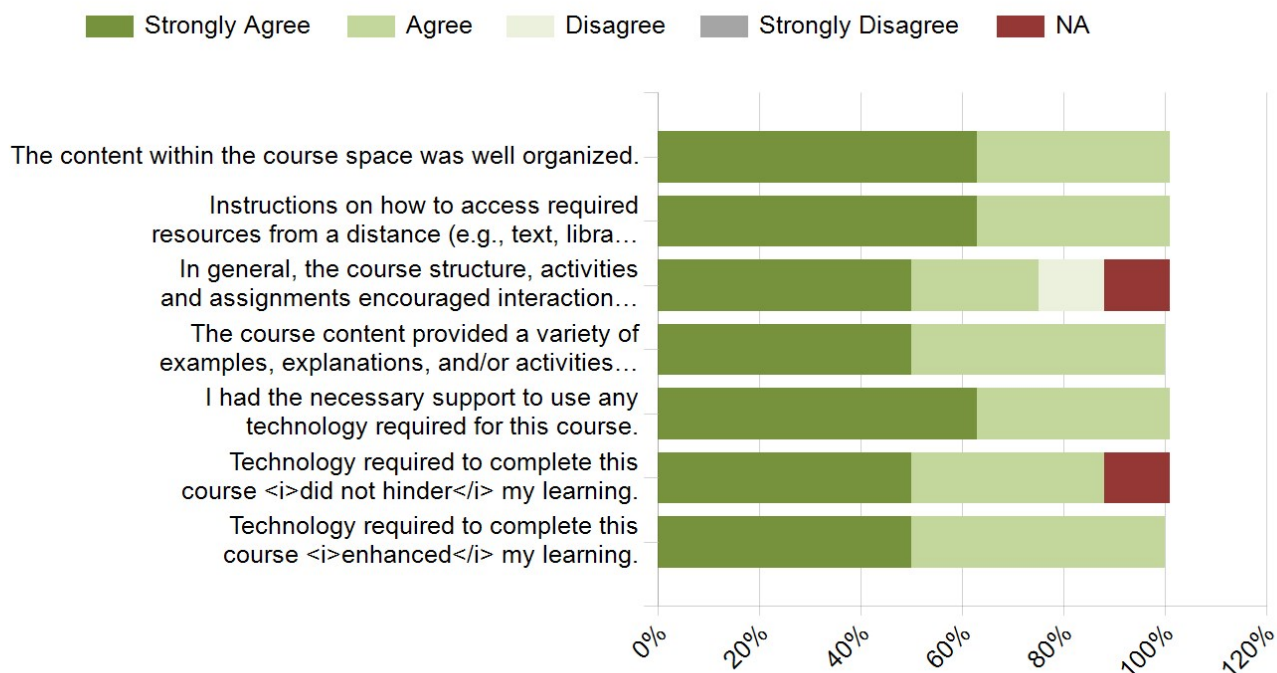
Please comment on which skill/item above is particularly valuable to you and why it is valuable.

| Comments |
|---|
| The skill that is valuable to me is "learn to relate course material to the real world." This is valuable because it is important to understand the components of an economy so that we can make decisions based upon it. |
| I can apply economics to my major very well |
| learn how to relate the material to the real world, it is important because it will help us understand better because we can connect to real-life events. |
| It was interesting to learn different points of view of economics and the modern situations that can arise from certain actions. |
| Learning how to seek out answers to your own questions is very important to understand and do as this is how the real world works |

Online Student Experience

Please provide feedback about your experience in the online course environment. (Results may be shared with the instructor, department/college, and Global Campus.)

| | Resp | Mean | Median | Strongly Agree | % | Agree | % | Disagree | % | Strongly Disagree | % |
|--|------|------|--------|----------------|-----|-------|-----|----------|-----|-------------------|----|
| The content within the course space was well organized. | 8 | 3.6 | 4.0 | 5 | 63% | 3 | 38% | 0 | 0% | 0 | 0% |
| Instructions on how to access required resources from a distance (e.g., text, library, media) were sufficient. | 8 | 3.6 | 4.0 | 5 | 63% | 3 | 38% | 0 | 0% | 0 | 0% |
| In general, the course structure, activities and assignments encouraged interaction among students. | 7 | 3.4 | 4.0 | 4 | 57% | 2 | 29% | 1 | 14% | 0 | 0% |
| The course content provided a variety of examples, explanations, and/or activities to teach difficult points. | 8 | 3.5 | 3.5 | 4 | 50% | 4 | 50% | 0 | 0% | 0 | 0% |
| I had the necessary support to use any technology required for this course. | 8 | 3.6 | 4.0 | 5 | 63% | 3 | 38% | 0 | 0% | 0 | 0% |
| Technology required to complete this course <i>did not hinder</i> my learning. | 7 | 3.6 | 4.0 | 4 | 57% | 3 | 43% | 0 | 0% | 0 | 0% |
| Technology required to complete this course <i>enhanced</i> my learning. | 8 | 3.5 | 3.5 | 4 | 50% | 4 | 50% | 0 | 0% | 0 | 0% |



Comments about the COURSE, ECONS 102.G01-2692 Fund of Macroeconomics

| Comments |
|---|
| The course is very useful especially if you are a business related major student. |
| N/A |
| good |
| It was interesting to learn about and easy to manage, even while working full-time. |
| Set up well and organized which helps us understand what needs to be done |

Comments about the ONLINE ENVIRONMENT

| Comments |
|-----------------------------|
| Easy to learn and work with |
| good overall |
| I love online environment |

AMS Student Experience

Comments about the Course and Technology.

| Comments |
|-----------------------------|
| Easy to learn and work with |
| good overall |
| I love online environment |

End of Report