

## 2021 Fall Quick Report for Aditi Surve ECONS 321

Project Title: **College of Agricultural, Human, and Natural Resource Sciences Course Evaluations 2021-2022**

Course Audience: **33**  
Responses Received: **11**  
Response Ratio: **33%**

---

### Report Comments

This Quick Report for Instructors gives a summary of student responses in the course above for each question from the college's Course Evaluation in Blue. If a course has multiple sections, each section has a separate Quick Report. Student comments are provided at the end of the report or at the end of each question group on the report.

## Instructor Quick Report for ECONS 321.01-ONLIN, PULLM

If you have a question about your Instructor Quick Report please contact your college's course evaluation coordinator, **Jeannie Holt**, or email [esg.blue@wsu.edu](mailto:esg.blue@wsu.edu).



## Table of Contents

- Overall
- Overall Student Experience
- Student Effort
- Instructor
- Course
- Online, AMS, Other (if applicable to your course)

## Rating Scale Definitions

- 5: Always
- 4: Very Often
- 3: Sometimes
- 2: Rarely
- 1: Never
- [NA]

- 5: Strongly Agree
- 4: Mildly Agree
- 3: Neutral
- 2: Mildly Disagree
- 1: Strongly Disagree
- [NA]

## Data: This report provides:

- Frequency distributions of student responses to individual questions
- Mean and median values
- Student comments at the end of each question group
- Overall response rate; and response counts for each question
- See [Making Sense of Course Evaluations and Midterm Feedback from Students: A Quick Guide for Instructor](#)

## Notes

### **Does Not Apply/NA:**

In questions with a “Does Not Apply” choice, the NA count is shown in the frequency graphs but is NOT included in any statistical analysis (mean/median).

### **Response thresholds to protect student confidentiality:**

If fewer than five (5) students respond to your course evaluation, an Instructor Quick Report is not generated.

### **Multiple sections:**

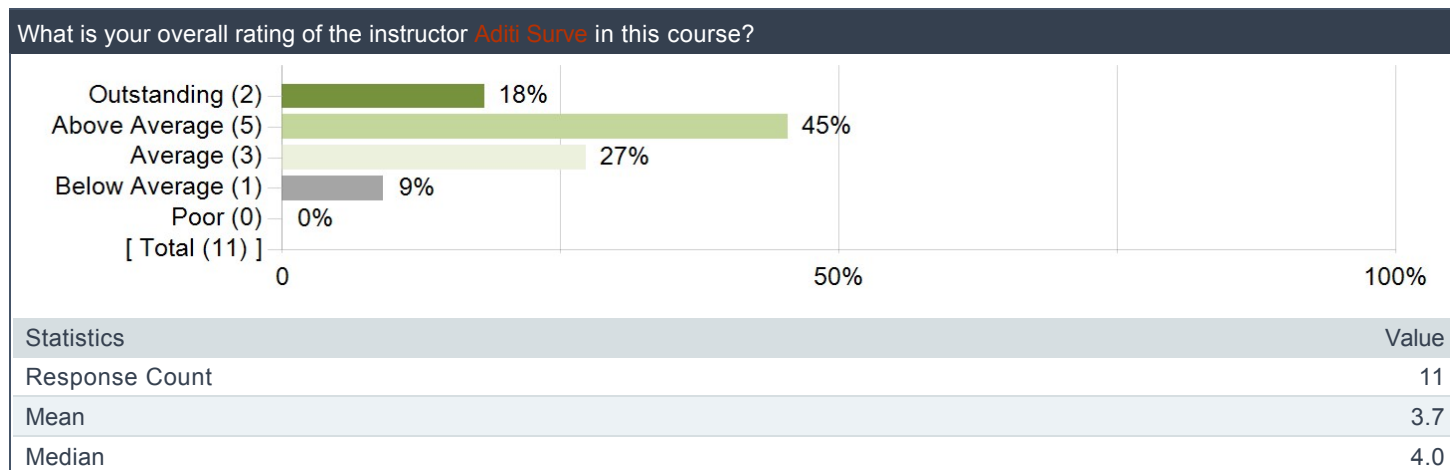
If a course has multiple sections, each section has a separate Instructor Quick Report.

### **Team-taught courses:**

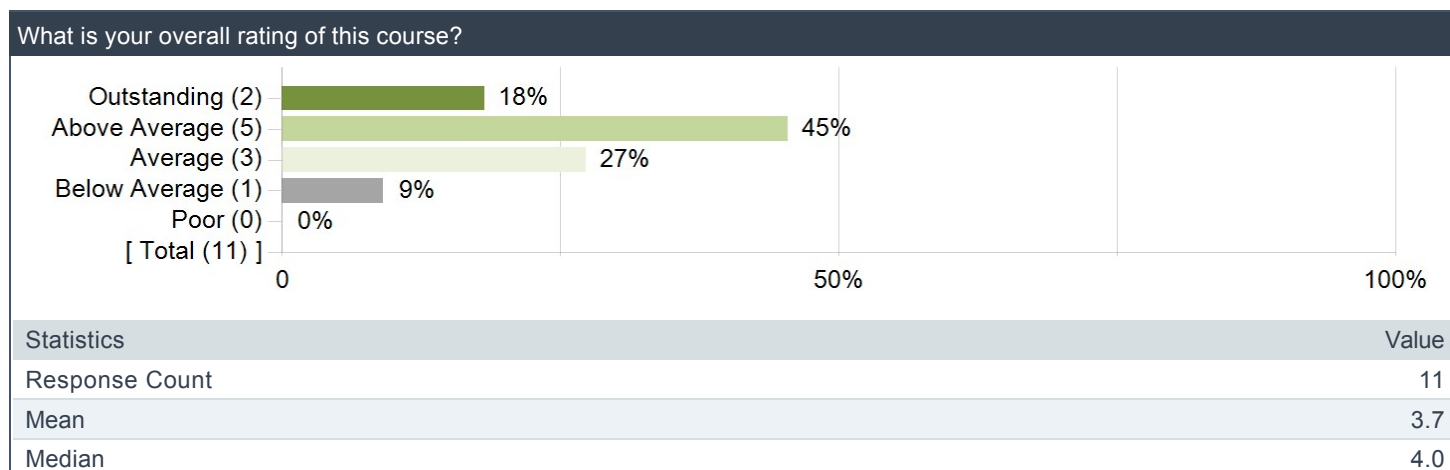
Each instructor receives results only for themselves as instructor and for all other questions about the course or non-instructor-specific topics.

## Overall

What is your overall rating of the instructor **Aditi Surve** in this course?

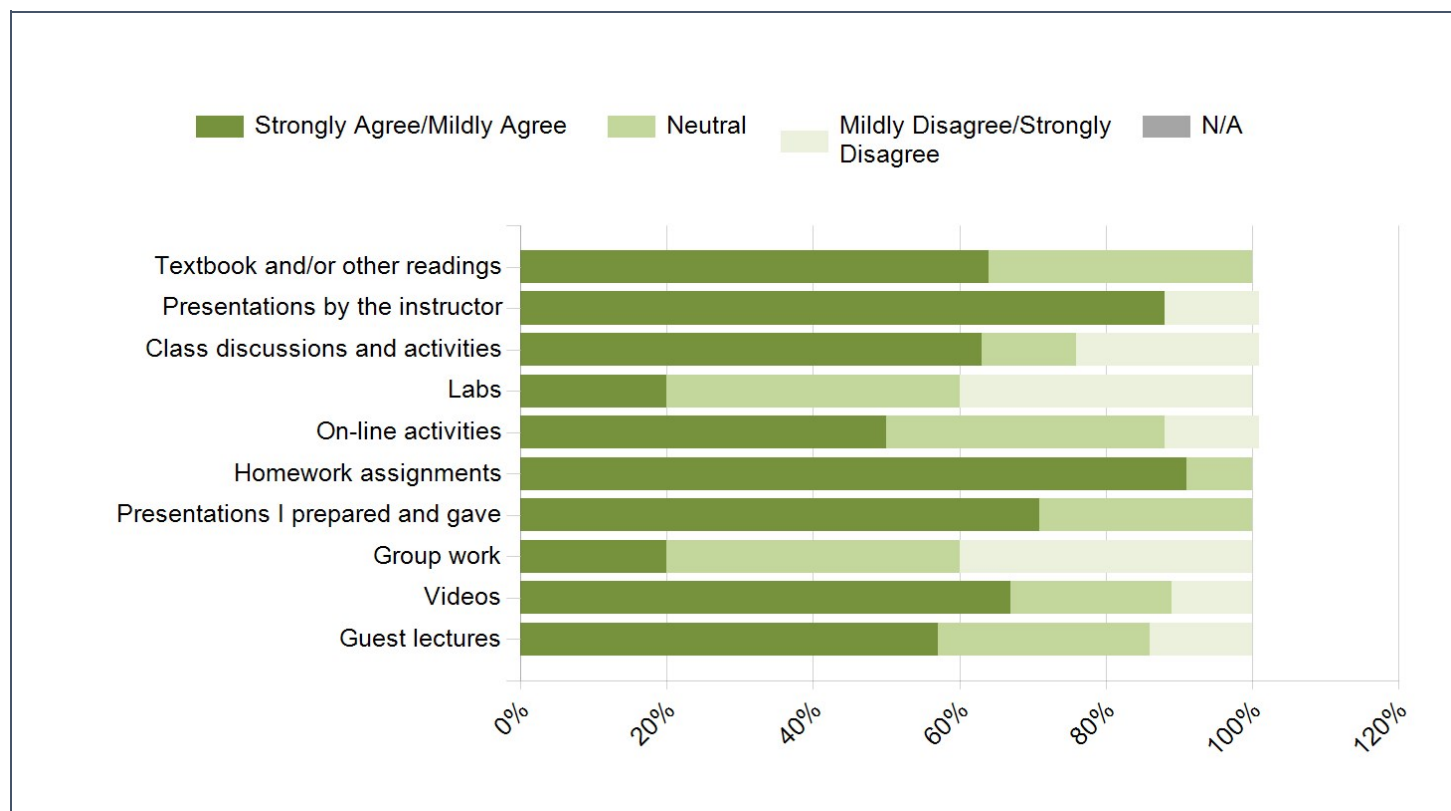


What is your overall rating of this course?



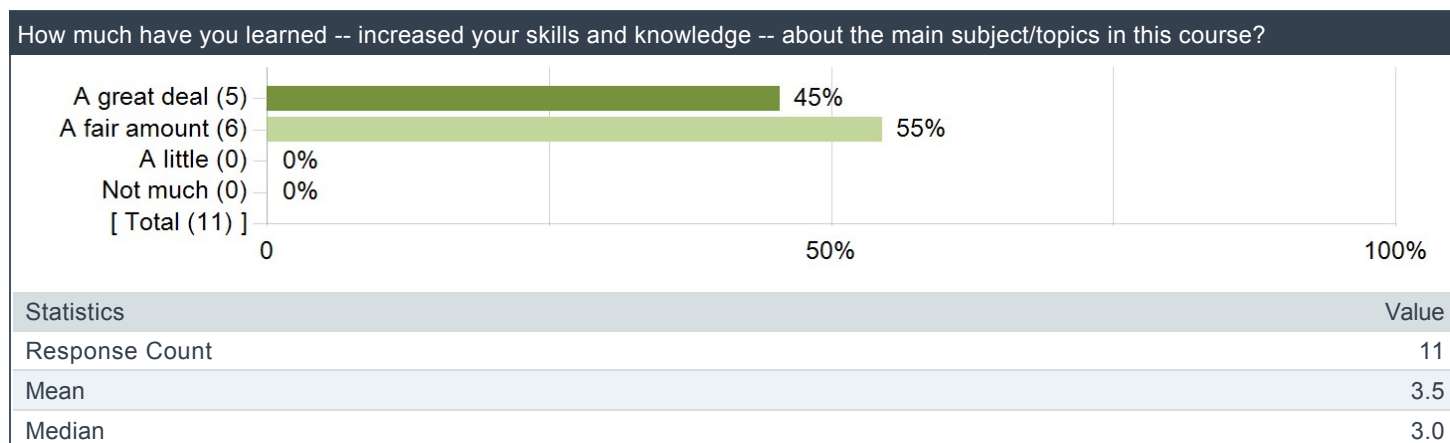
## How strongly do you agree or disagree with each statement about this course?

The following elements of this course help me learn:

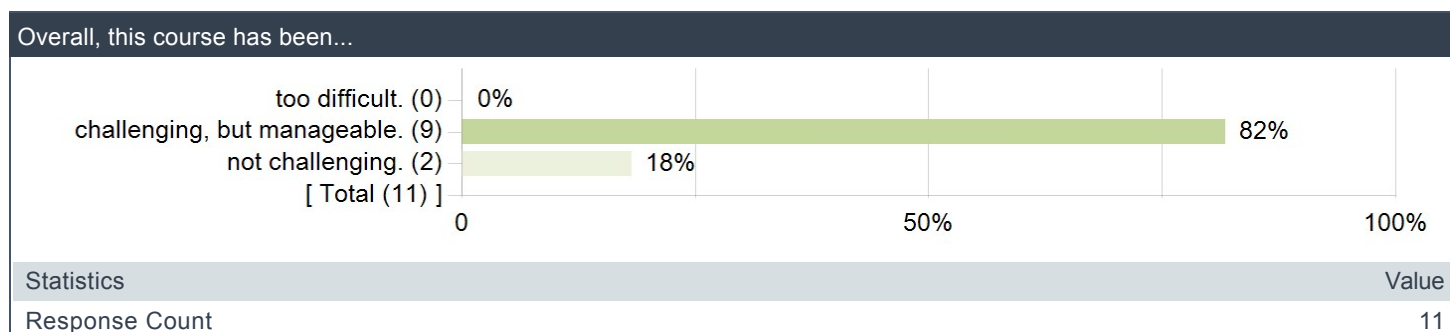


## Overall Student Experience

How much have you learned -- increased your skills and knowledge -- about the main subject/topics in this course?



## Overall, this course has been...



Please explain your choice above regarding how challenging this course has been.

Comments
There isnt many assignments, but each assignment has plenty of work.
there is a lot to know in regards to course material that it not common knowledge, but once you know it, the work load lightens up dramatically.
Homework was well spaced out.
too many sports I have to learn. I such as NFL, MBL.

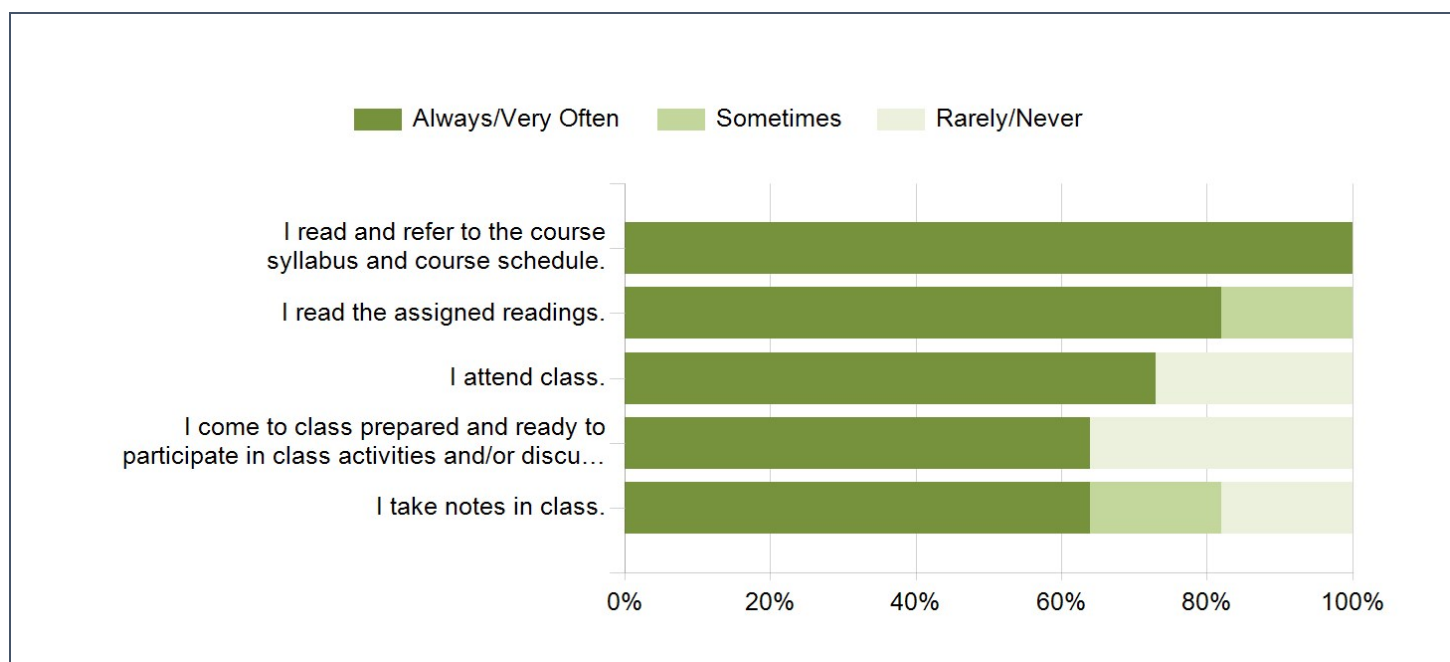
Overall, what suggestions or changes, if any, would you make to improve the content or format of this course regardless of who is teaching it?

Comments
Have in person classes.
more professor–student interaction
More detailed powerpoint presentations.
none
all good

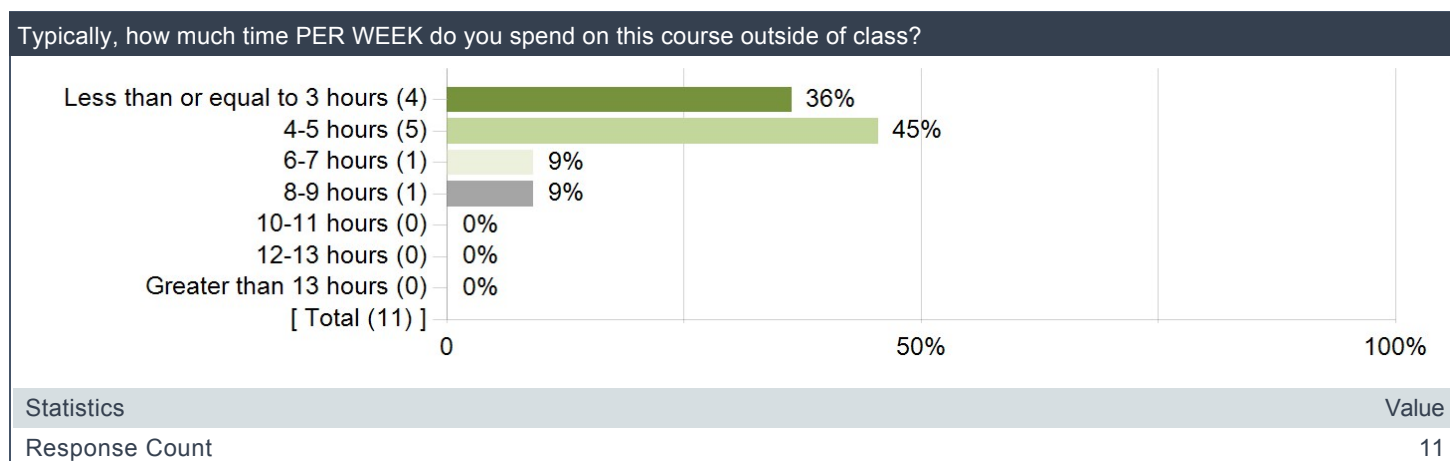
## Student Effort and Responsibility

How often do you do the following to learn in this course, **Economics of Sports in America**?

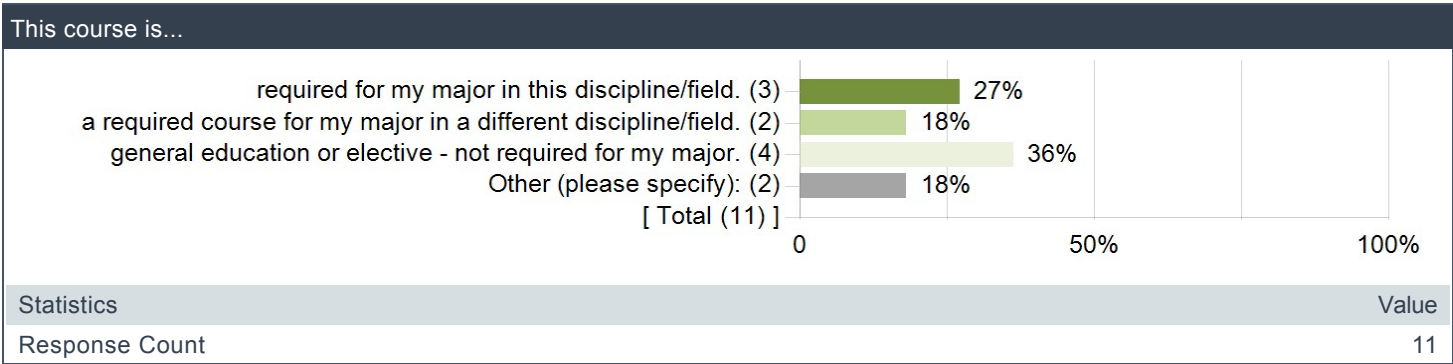
	Count	Median	Mean	Always/Very Often	%	Sometimes	%	Rarely/Never	%
I read and refer to the course syllabus and course schedule.	11	5.0	4.6	11	100%	0	0%	0	0%
I read the assigned readings.	11	5.0	4.5	9	82%	2	18%	0	0%
I attend class.	11	5.0	3.8	8	73%	0	0%	3	27%
I come to class prepared and ready to participate in class activities and/or discussion.	11	4.0	3.5	7	64%	0	0%	4	36%
I take notes in class.	11	5.0	3.9	7	64%	2	18%	2	18%



Typically, how much time PER WEEK do you spend on this course outside of class?



This course is...





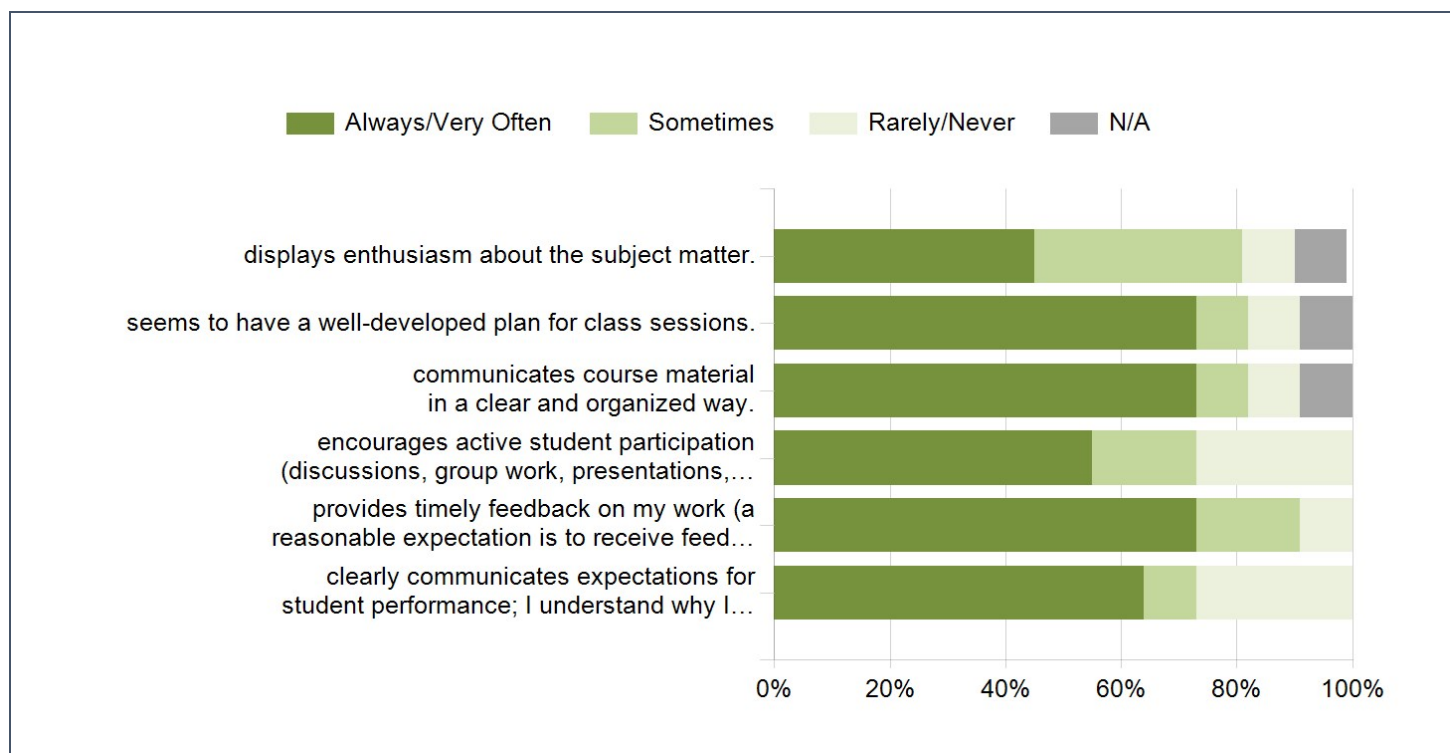
## Questions about the Instructor

This section provides two summary views followed by breakdowns by question.

### How often does your instructor **Aditi Surve** do the following?

My Instructor...

	Count	Median	Mean	Always/Very Often	%	Sometimes	%	Rarely/Never	%
displays enthusiasm about the subject matter.	10	3.5	3.8	5	50%	4	40%	1	10%
seems to have a well-developed plan for class sessions.	10	5.0	4.4	8	80%	1	10%	1	10%
communicates course material in a clear and organized way.	10	4.5	4.2	8	80%	1	10%	1	10%
encourages active student participation (discussions, group work, presentations, questions, etc.).	11	4.0	3.5	6	55%	2	18%	3	27%
provides timely feedback on my work (a reasonable expectation is to receive feedback on an assignment within 2 weeks).	11	5.0	4.1	8	73%	2	18%	1	9%
clearly communicates expectations for student performance; I understand why I get the grades I get.	11	4.0	3.7	7	64%	1	9%	3	27%



## How often does your instructor **Aditi Surve** do the following?

<p>1. displays enthusiasm about the subject matter.</p> <table> <tr> <th>Statistics</th> <th>Value</th> </tr> <tr> <td>Response Count</td> <td>10</td> </tr> <tr> <td>Mean</td> <td>3.8</td> </tr> <tr> <td>Median</td> <td>3.5</td> </tr> </table>	Statistics	Value	Response Count	10	Mean	3.8	Median	3.5	<p>2. seems to have a well-developed plan for class sessions.</p> <table> <tr> <th>Statistics</th> <th>Value</th> </tr> <tr> <td>Response Count</td> <td>10</td> </tr> <tr> <td>Mean</td> <td>4.4</td> </tr> <tr> <td>Median</td> <td>5.0</td> </tr> </table>	Statistics	Value	Response Count	10	Mean	4.4	Median	5.0
Statistics	Value																
Response Count	10																
Mean	3.8																
Median	3.5																
Statistics	Value																
Response Count	10																
Mean	4.4																
Median	5.0																
<p>3. communicates course material in a clear and organized way.</p> <table> <tr> <th>Statistics</th> <th>Value</th> </tr> <tr> <td>Response Count</td> <td>10</td> </tr> <tr> <td>Mean</td> <td>4.2</td> </tr> <tr> <td>Median</td> <td>4.5</td> </tr> </table>	Statistics	Value	Response Count	10	Mean	4.2	Median	4.5	<p>4. encourages active student participation (discussions, group work, presentations, questions, etc.).</p> <table> <tr> <th>Statistics</th> <th>Value</th> </tr> <tr> <td>Response Count</td> <td>11</td> </tr> <tr> <td>Mean</td> <td>3.5</td> </tr> <tr> <td>Median</td> <td>4.0</td> </tr> </table>	Statistics	Value	Response Count	11	Mean	3.5	Median	4.0
Statistics	Value																
Response Count	10																
Mean	4.2																
Median	4.5																
Statistics	Value																
Response Count	11																
Mean	3.5																
Median	4.0																
<p>5. provides timely feedback on my work (a reasonable expectation is to receive feedback on an assignment within 2 weeks).</p> <table> <tr> <th>Statistics</th> <th>Value</th> </tr> <tr> <td>Response Count</td> <td>11</td> </tr> <tr> <td>Mean</td> <td>4.1</td> </tr> <tr> <td>Median</td> <td>5.0</td> </tr> </table>	Statistics	Value	Response Count	11	Mean	4.1	Median	5.0	<p>6. clearly communicates expectations for student performance; I understand why I get the grades I get.</p> <table> <tr> <th>Statistics</th> <th>Value</th> </tr> <tr> <td>Response Count</td> <td>11</td> </tr> <tr> <td>Mean</td> <td>3.7</td> </tr> <tr> <td>Median</td> <td>4.0</td> </tr> </table>	Statistics	Value	Response Count	11	Mean	3.7	Median	4.0
Statistics	Value																
Response Count	11																
Mean	4.1																
Median	5.0																
Statistics	Value																
Response Count	11																
Mean	3.7																
Median	4.0																

**What are the strengths of Aditi Surve as an instructor?**

Comments
Grading and class requirements are consistently easy to follow
knowledge of the subject, and ability to keep up with syllabus schedule
n/a
Fair Organized Clear
reply any question fast

**What are one or two specific things the instructor, Aditi Surve, could do to improve his/her teaching?**

Comments
More engaging with students
maybe provide more feedback on written projects, a comment or two would suffice
More emails sent out and reminders since this was an online course.
Study guides for tests
He should give explanations for why he gives the grade he does. It seems that he always marks points off no matter what, and refuses to give 100% to students, or very seldom at least. He should actually contact the class more, I feel as though I have no relationship with him, nor has he really provided me with an education or learning. Waste of a class if you ask me.
more zoom meeting hold

## Questions about the Course

How strongly do you agree or disagree with each statement about this course?

The following elements of this course help me learn:

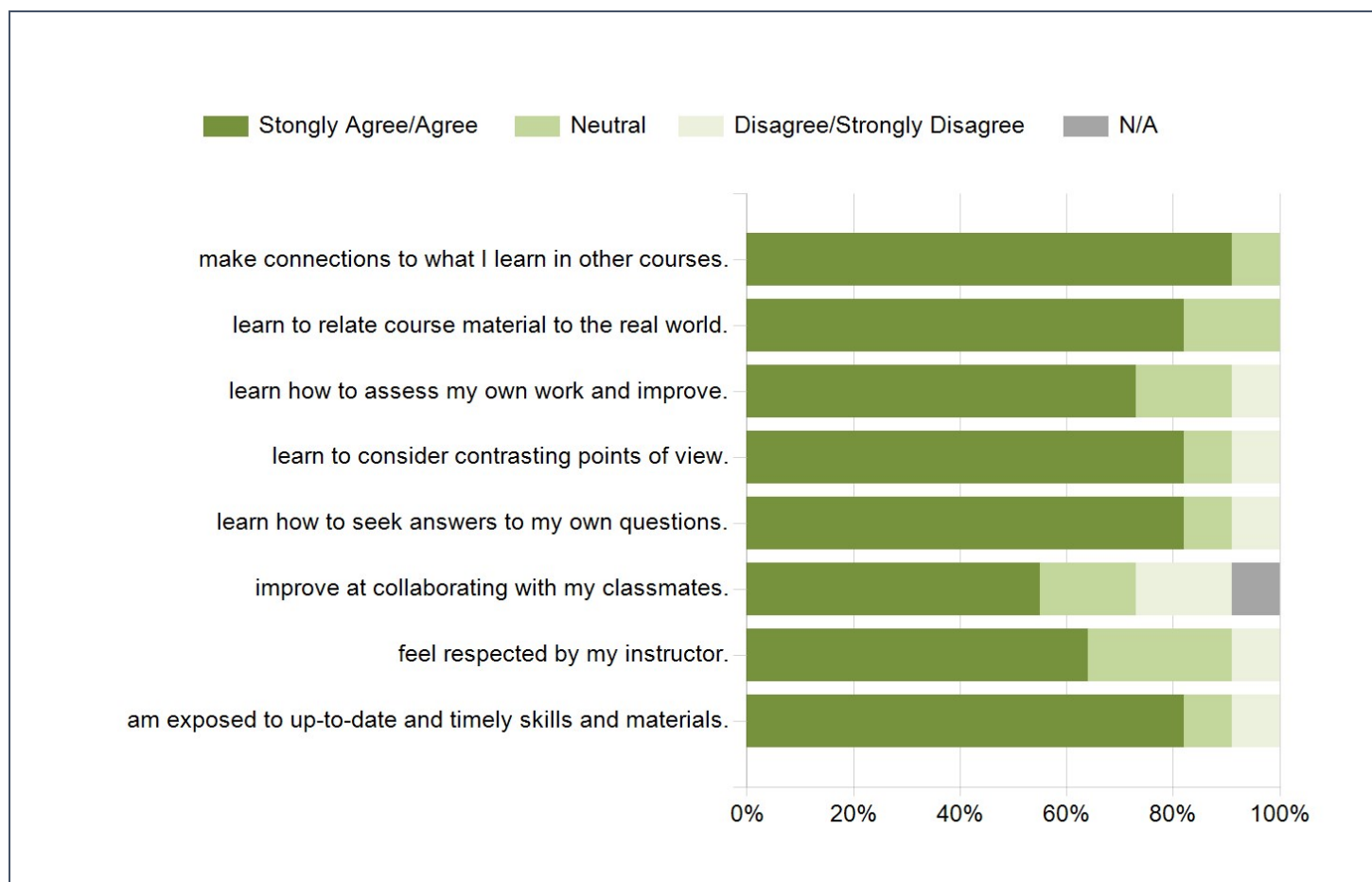
	Resp	Median	Mean	Strongly Agree/Mildly Agree	%	Neutral	%	Mildly Disagree/Strongly Disagree	%
Textbook and/or other readings	11	4.0	3.9	7	64%	4	36%	0	0%
Presentations by the instructor	8	4.5	4.3	7	88%	0	0%	1	13%
Class discussions and activities	8	4.0	3.4	5	63%	1	13%	2	25%
Labs	5	3.0	2.8	1	20%	2	40%	2	40%
On-line activities	8	3.5	3.6	4	50%	3	38%	1	13%
Homework assignments	11	4.0	4.3	10	91%	1	9%	0	0%
Presentations I prepared and gave	7	4.0	4.0	5	71%	2	29%	0	0%
Group work	5	3.0	2.8	1	20%	2	40%	2	40%
Videos	9	4.0	3.8	6	67%	2	22%	1	11%
Guest lectures	7	4.0	3.7	4	57%	2	29%	1	14%

Please provide comments about what elements of the course did or did not help you learn:

Comments
There wasn't much to help understand class besides the reading
the readings and links were always super helpful to connect the material to real world events
The powerpoints were a little dense and hard to follow.
it does help me to understand sports more

## How strongly do you agree or disagree with each statement about this course?

In this course, I ...



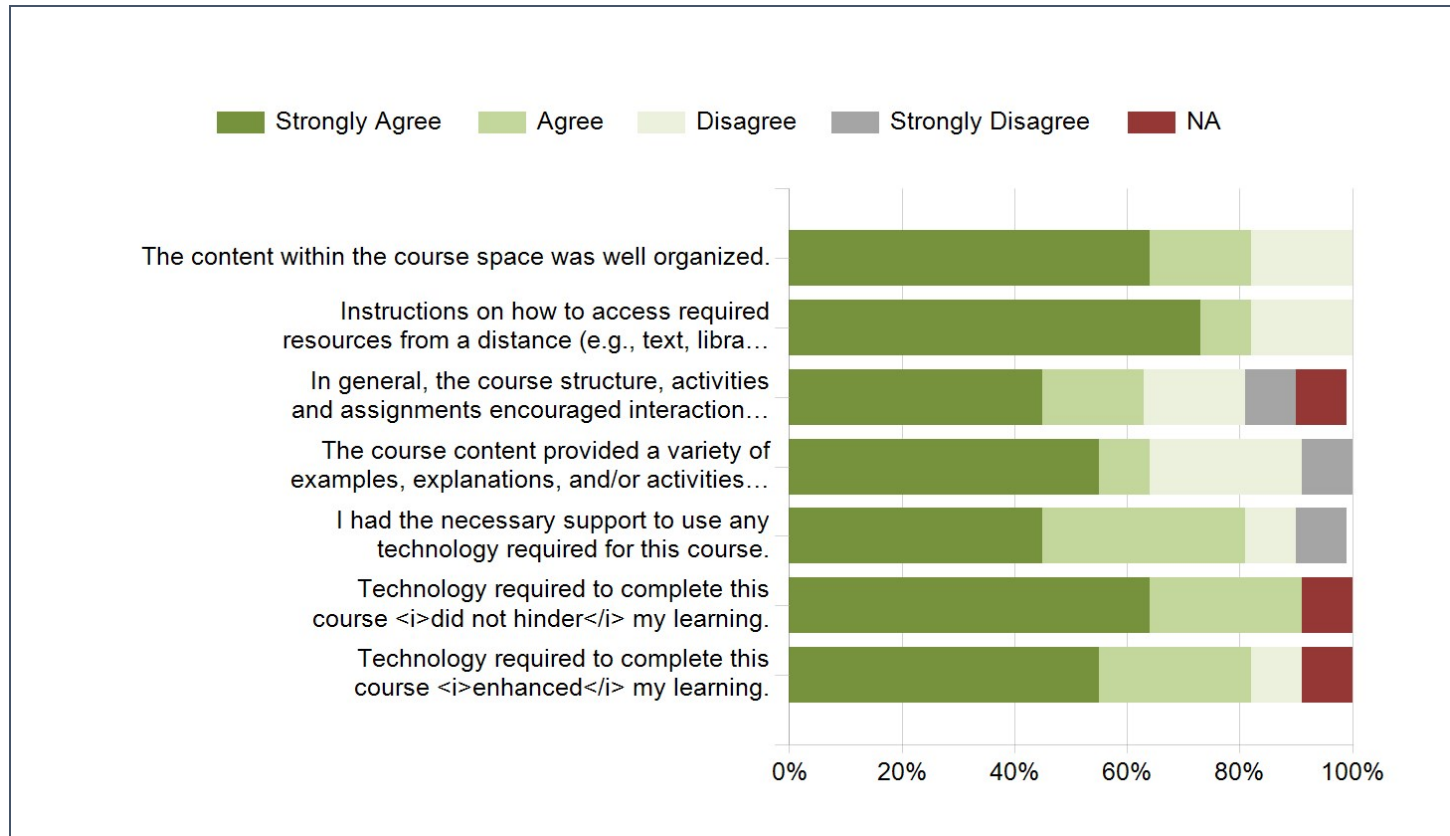
Please comment on which skill/item above is particularly valuable to you and why it is valuable.

Comments
Contrasting Points of View. This class makes you view sports less as a game and more as an industry
applications of material to real world ideas
It helped me connect economic skills with different fields of work (sports, fashion, etc.)
learn how to assess my own work and improve and make connections to what I learn in other courses.

## Online Student Experience

Please provide feedback about your experience in the online course environment. (Results may be shared with the instructor, department/college, and Global Campus.)

	Resp	Mean	Median	Strongly Agree	%	Agree	%	Disagree	%	Strongly Disagree	%
The content within the course space was well organized.	11	3.5	4.0	7	64%	2	18%	2	18%	0	0%
Instructions on how to access required resources from a distance (e.g., text, library, media) were sufficient.	11	3.5	4.0	8	73%	1	9%	2	18%	0	0%
In general, the course structure, activities and assignments encouraged interaction among students.	10	3.1	3.5	5	50%	2	20%	2	20%	1	10%
The course content provided a variety of examples, explanations, and/or activities to teach difficult points.	11	3.1	4.0	6	55%	1	9%	3	27%	1	9%
I had the necessary support to use any technology required for this course.	11	3.2	3.0	5	45%	4	36%	1	9%	1	9%
Technology required to complete this course <i>did not hinder</i> my learning.	10	3.7	4.0	7	70%	3	30%	0	0%	0	0%
Technology required to complete this course <i>enhanced</i> my learning.	10	3.5	4.0	6	60%	3	30%	1	10%	0	0%



### Comments about the COURSE, Economics of Sports in America

Comments
very cool class
Hard class to take online.
it's a good class.

### Comments about the ONLINE ENVIRONMENT

Comments
Well laid out and easy to find all assignments
great layout of the modules
I liked the online environment more than the in-person environment.
good

## AMS Student Experience

### Comments about the Course and Technology.

Comments
Well laid out and easy to find all assignments
great layout of the modules
I liked the online environment more than the in-person environment.
good



---

End of Report